

CSC FED DAQ Fiber Patch Panels

Fiber Cassette Termination Crates

(with 60 degree rotation per station)

(FCTC-1)

Cassette Position	1	2	3	4	5	6	7	8	9	10	11	12
MiniRack and Peripheral Crate	X5U31(1) VME+1/2	X5U31(3) VME+1/3	X5R41(3) VME+2/2	X3A41(1) VME+3/3	X1R51(3) VME+4/4		X5R31(3) VME+1/4	X5R31(1) VME+1/5	X3A41(3) VME+2/3	X1R41(3) VME+3/4	X1U51(1) VME+4/5	
VCC GbE						Filler Panel						Filler Panel
Spare	Spare	Spare	Spare	Spare	Spare		Spare	Spare	Spare	Spare	Spare	
Spare	Spare	Spare	Spare	Spare	Spare		Spare	Spare	Spare	Spare	Spare	
(/3,/3,/2,/2)	5	8	14	20	26		11	14	20	26	32	
/2	5	8	13	19	25		11	14	19	25	31	
/1	5	8	7	10	13		11	14	10	13	16	

Color Key:

To GbE Switch									
Switch position	1	2	3	8	9	10			
To FED Crate									
VME Slot	4	5	6	7	9	10	11	12	13

CSC FED DAQ Fiber Patch Panels
















Fiber Cassette Termination Crates

(with 60 degree rotation per station)

(FCTC-2)

Cassette Position	1	2	3	4	5	6	7	8	9	10	11	12	
MiniRack and Peripheral Crate	X5U31(2) VME+1/2	X5U31(4) VME+1/3	X5R41(4) VME+2/2	X3A41(2) VME+3/3	X1R51(4) VME+4/4		X5R31(4) VME+1/4	X5R31(2) VME+1/5	X3A41(4) VME+2/3	X1R41(4) VME+3/4	X1U51(2) VME+4/5		
Chamber Types	(/3,/3,/2,/2)	4	7	12	18	24	Filler Panel	10	13	18	24	30	Filler Panel
	/2	4	7	11	17	23		10	13	17	23	29	
	/1	4	7	6	9	12		10	13	9	12	15	
	(/3,/3,/2,/2)	3	6	10	16	22		9	12	16	22	28	
	/2	3	6	9	15	21		9	12	15	21	27	
	/1	3	6	5	8	11		9	12	8	11	14	

Color Key:

To GbE Switch									
Switch position	1	2	3	8	9	10			
To FED Crate									
VME Slot	4	5	6	7	9	10	11	12	13

CSC FED DAQ Fiber Patch Panels

Fiber Cassette Termination Crates

(with 60 degree rotation per station)

(FCTC-7)

Cassette Position	1	2	3	4	5	6	7	8	9	10	11	12
MiniRack and Peripheral Crate	X1R31(3) VME+1/ 8	X1R31(1) VME+1/ 9	X1U41(3) VME+2/ 5	X3J41(3) VME+3/ 6	X5U51(1) VME+4/ 1		X1U31(1) VME+1/ 10	X1U31(3) VME+1/ 11	X3J41(1) VME+2/ 6	X5U41(1) VME+3/ 1	X5R51(1) VME+4/ 2	
VCC GbE						Filler Panel						Filler Panel
Spare	Spare	Spare	Spare	Spare	Spare		Spare	Spare	Spare	Spare	Spare	
Spare	Spare	Spare	Spare	Spare	Spare		Spare	Spare	Spare	Spare	Spare	
(/3,/3,/2,/2)	23	26	32	2	8		29	32	2	8	14	
/2	23	26	31	1	7		29	32	1	7	13	
/1	23	26	16	1	4		29	32	1	4	7	

Color Key:

To GbE Switch									
Switch position	1	2	3	8	9	10			
To FED Crate									
VME Slot	4	5	6	7	9	10	11	12	13

CSC FED DAQ Fiber Patch Panels
















Fiber Cassette Termination Crates

(with 60 degree rotation per station)

(FCTC-8)

Cassette Position	1	2	3	4	5	6	7	8	9	10	11	12	
MiniRack and Peripheral Crate	X1R31(4) VME+1/ 8	X1R31(2) VME+1/ 9	X1U41(4) VME+2/ 5	X3J41(4) VME+3/ 6	X5U51(2) VME+4/ 1		X1U31(2) VME+1/ 10	X1U31(4) VME+1/ 11	X3J41(2) VME+2/ 6	X5U41(2) VME+3/ 1	X5R51(2) VME+4/ 2		
Chamber Types	(/3,/3,/2,/2)	22	25	30	36	6	Filler Panel	28	31	36	6	12	Filler Panel
	/2	22	25	29	35	5		28	31	35	5	11	
	/1	22	25	15	18	3		28	31	18	3	6	
	(/3,/3,/2,/2)	21	24	28	34	4		27	30	34	4	10	
	/2	21	24	27	33	3		27	30	33	3	9	
	/1	21	24	14	17	2		27	30	17	2	5	

Color Key:

To GbE Switch									
Switch position	1	2	3	8	9	10			
To FED Crate									
VME Slot	4	5	6	7	9	10	11	12	13

CSC FED DAQ Fiber Patch Panels

Fiber Cassette Termination Crates

(with 60 degree rotation per station)

(FCTC-3)

Cassette Position	1	2	3	4	5	6	7	8	9	10	11	12	
MiniRack and Peripheral Crate	X3A31(3) VME+1/6	X3A31(1) VME+1/7	X1R41(1) VME+2/4	X1U41(1) VME+3/5	X3J51(1) VME+4/6			X5E31(1) VME-1/2	X5E31(3) VME-1/3	X5L41(3) VME-2/2	X3S41(3) VME-3/3	X1L51(3) VME-4/4	
VCC GbE													
Chamber Types	Spare	Spare	Spare	Spare	Spare	Filler Panel	Filler Panel	Spare	Spare	Spare	Spare	Spare	
	Spare	Spare	Spare	Spare	Spare			Spare	Spare	Spare	Spare	Spare	Spare
	(/3,/3,/2,/2) 17	20	26	32	2			5	8	14	20	26	
	/2 17	20	25	31	1			5	8	13	19	25	
/1 17	20	13	16	1			5	8	7	10	13		

Color Key:

To GbE Switch									
Switch position	1	2	3	8	9	10			
To FED Crate									
VME Slot	4	5	6	7	9	10	11	12	13

CSC FED DAQ Fiber Patch Panels
















Fiber Cassette Termination Crates

(with 60 degree rotation per station)

(FCTC-4)

Cassette Position	1	2	3	4	5	6	7	8	9	10	11	12	
MiniRack and Peripheral Crate	X3A31(4) VME+1/6	X3A31(2) VME+1/7	X1R41(2) VME+2/4	X1U41(2) VME+3/5	X3J51(2) VME+4/6			X5E31(2) VME-1/2	X5E31(4) VME-1/3	X5L41(4) VME-2/2	X3S41(4) VME-3/3	X1L51(4) VME-4/4	
Chamber Types	(/3,/3,/2,/2)	16	19	24	30	Filler Panel	Filler Panel	4	7	12	18	24	
	/2	16	19	23	29			35	4	7	11	17	23
	/1	16	19	12	15			18	4	7	6	9	12
	(/3,/3,/2,/2)	15	18	22	28			34	3	6	10	16	22
	/2	15	18	21	27			33	3	6	9	15	21
	/1	15	18	11	14			17	3	6	5	8	11

Color Key:

To GbE Switch									
Switch position	1	2	3	8	9	10			
To FED Crate									
VME Slot	4	5	6	7	9	10	11	12	13

CSC FED DAQ Fiber Patch Panels

Fiber Cassette Termination Crates

(with 60 degree rotation per station)

(FCTC-9)

Cassette Position	1	2	3	4	5	6	7	8	9	10	11	12	
MiniRack and Peripheral Crate	X3J31(1) VME+1/ 12	X3J31(3) VME+1/ 1	X5U41(3) VME+2/ 1	X5R41(1) VME+3/ 2	X3A51(3) VME+4/ 3			X1L31(3) VME-1/ 8	X1L31(1) VME-1/ 9	X1E41(3) VME-2/ 5	X3V41(1) VME-3/ 6	X5E51(1) VME-4/ 1	
VCC GbE													
Chamber Types	Spare	Spare	Spare	Spare	Spare	Filler Panel	Filler Panel	Spare	Spare	Spare	Spare	Spare	
	Spare	Spare	Spare	Spare	Spare			Spare	Spare	Spare	Spare	Spare	Spare
	(/3,/3,/2,/2)	35	2	8	14			20	23	26	32	2	8
	/2	35	2	7	13			19	23	26	31	1	7
/1	35	2	4	7	10			23	26	16	1	4	

Color Key:

To GbE Switch									
Switch position	1	2	3	8	9	10			
To FED Crate									
VME Slot	4	5	6	7	9	10	11	12	13

CSC FED DAQ Fiber Patch Panels

Fiber Cassette Termination Crates

(with 60 degree rotation per station)

(FCTC-10)

Cassette Position	1	2	3	4	5	6	7	8	9	10	11	12
MiniRack and Peripheral Crate	X3J31(2) VME+1/12	X3J31(4) VME+1/1	X5U41(4) VME+2/1	X5R41(2) VME+3/2	X3A51(4) VME+4/3			X1L31(4) VME-1/8	X1L31(2) VME-1/9	X1E41(4) VME-2/5	X3V41(2) VME-3/6	X5E51(2) VME-4/1
Chamber Types	(/3,/3,/2,/2)	(/3,/3,/2,/2)	(/3,/3,/2,/2)	(/3,/3,/2,/2)	(/3,/3,/2,/2)			(/3,/3,/2,/2)	(/3,/3,/2,/2)	(/3,/3,/2,/2)	(/3,/3,/2,/2)	(/3,/3,/2,/2)
/2	34	1	6	12	18	Filler Panel	Filler Panel	22	25	30	36	6
/1	34	1	5	11	17			22	25	29	35	5
/1	34	1	3	6	9			22	25	15	18	3
/2	33	36	4	10	16			21	24	28	34	4
/2	33	36	3	9	15			21	24	27	33	3
/1	33	36	2	5	8			21	24	14	17	2

Color Key:

To GbE Switch									
Switch position	1	2	3	8	9	10			
To FED Crate									
VME Slot	4	5	6	7	9	10	11	12	13

CSC FED DAQ Fiber Patch Panels

Fiber Cassette Termination Crates

(with 60 degree rotation per station)

(FCTC-5)

Cassette Position	1	2	3	4	5	6	7	8	9	10	11	12
MiniRack and Peripheral Crate		X5L31(3) VME-1/4	X5L31(1) VME-1/5	X3S41(1) VME-2/3	X1L41(3) VME-3/4	X1E51(1) VME-4/5		X3S31(3) VME-1/6	X3S31(1) VME-1/7	X1L41(1) VME-2/4	X1E41(1) VME-3/5	X3V51(1) VME-4/6
VCC GbE												
Chamber Types (/3,/3,/2,/2) /2 /1	Filler Panel	Spare	Spare	Spare	Spare	Spare	Filler Panel	Spare	Spare	Spare	Spare	Spare
		Spare	Spare	Spare	Spare	Spare		Spare	Spare	Spare	Spare	Spare
		11	14	20	26	32		17	20	26	32	2
		11	14	19	25	31		17	20	25	31	1
	11	14	10	13	16		17	20	13	16	1	

Color Key:

To GbE Switch									
Switch position	1	2	3	8	9	10			
To FED Crate									
VME Slot	4	5	6	7	9	10	11	12	13

CSC FED DAQ Fiber Patch Panels
















Fiber Cassette Termination Crates

(with 60 degree rotation per station)

(FCTC-6)

Cassette Position	1	2	3	4	5	6	7	8	9	10	11	12	
MiniRack and Peripheral Crate		X5L31(4) VME-1/4	X5L31(2) VME-1/5	X3S41(2) VME-2/3	X1L41(4) VME-3/4	X1E51(2) VME-4/5		X3S31(4) VME-1/6	X3S31(2) VME-1/7	X1L41(2) VME-2/4	X1E41(2) VME-3/5	X3V51(2) VME-4/6	
Chamber Types	(/3,/3,/2,/2)	Filler Panel	10	13	18	24	30	Filler Panel	16	19	24	30	36
	/2		10	13	17	23	29		16	19	23	29	35
	/1		10	13	9	12	15		16	19	12	15	18
	(/3,/3,/2,/2)		9	12	16	22	28		15	18	22	28	34
	/2		9	12	15	21	27		15	18	21	27	33
	/1		9	12	8	11	14		15	18	11	14	17

Color Key:

To GbE Switch									
Switch position	1	2	3	8	9	10			
To FED Crate									
VME Slot	4	5	6	7	9	10	11	12	13

CSC FED DAQ Fiber Patch Panels

Fiber Cassette Termination Crates

(with 60 degree rotation per station)

(FCTC-11)

Cassette Position	1	2	3	4	5	6	7	8	9	10	11	12
MiniRack and Peripheral Crate		X1E31(1) VME-1/ 10	X1E31(3) VME-1/ 11	X3V41(3) VME-2/ 6	X5E41(1) VME-3/ 1	X5L51(1) VME-4/ 2		X3V31(1) VME-1/ 12	X3V31(3) VME-1/ 1	X5E41(3) VME-2/ 1	X5L41(1) VME-3/ 2	X3S51(3) VME-4/ 3
VCC GbE												
Chamber Types (/3,/3,/2,/2) /2 /1	Filler Panel	Spare	Spare	Spare	Spare	Spare	Filler Panel	Spare	Spare	Spare	Spare	Spare
		Spare	Spare	Spare	Spare	Spare		Spare	Spare	Spare	Spare	Spare

Color Key:

To GbE Switch									
Switch position	1	2	3	8	9	10			
To FED Crate									
VME Slot	4	5	6	7	9	10	11	12	13

CSC FED DAQ Fiber Patch Panels
















Fiber Cassette Termination Crates

(with 60 degree rotation per station)

(FCTC-12)

Cassette Position	1	2	3	4	5	6	7	8	9	10	11	12
MiniRack and Peripheral Crate		X1E31(2) VME-1/ 10	X1E31(4) VME-1/ 11	X3V41(4) VME-2/ 6	X5E41(2) VME-3/ 1	X5L51(2) VME-4/ 2		X3V31(2) VME-1/ 12	X3V31(4) VME-1/ 1	X5E41(4) VME-2/ 1	X5L41(2) VME-3/ 2	X3S51(4) VME-4/ 3
Chamber Types												
(/3,/3,/2,/2)	Filler Panel	28	31	36	6	12	Filler Panel	34	1	6	12	18
/2		28	31	35	5	11		34	1	5	11	17
/1		28	31	18	3	6		34	1	3	6	9
(/3,/3,/2,/2)	Filler Panel	27	30	34	4	10	Filler Panel	33	36	4	10	16
/2		27	30	33	3	9		33	36	3	9	15
/1		27	30	17	2	5		33	36	2	5	8

Color Key:

To GbE Switch									
Switch position	1	2	3	8	9	10			
To FED Crate									
VME Slot	4	5	6	7	9	10	11	12	13